

A large, dark telescope is positioned diagonally across the upper half of the image. The background is a dark, starry space with faint orbital lines and small white dots representing stars. The word "SKILLZ" is written in large, bold, white capital letters, centered horizontally and partially overlapping the telescope.

SKILLZ

TO MASTER YOUR VIRTUAL UNIVERSE
SOAR FRAMEWORK



4 NEW SKILLS TO BECOME THE MASTER OF YOUR VIRTUAL UNIVERSE

INTRODUCTION

- Review of DART Framework
- SOAR-ing skill set
- Time for IT professionals to SOAR

CHAPTER 1: SECURE

- Security: Control and Governance
- Why is security important?
- Scarcity of Security Ops professionals
- NIST Cybersecurity Framework
- Secure your IT operations

CHAPTER 2: OPTIMIZE

- Optimization: More than meets the I→T
- Optimizing for everything is optimizing for nothing

CHAPTER 3: AUTOMATE

- Scale IT's most valuable resource
- Automate away
- Scripts, templates, and blueprints
- Automation example

CHAPTER 4: REPORT

- Reporting: The decision-maker's ammo
- Reporting is better than slideware
- Reporting example

CONCLUSION

- SOAR your way to the top
- Reference Materials

INTRODUCTION

TAKE IT FLIGHT WITH THE SOAR FRAMEWORK

“It’s time to take your IT career flight beyond the final frontiers of your virtual universe.”

In a previous eBook, I introduced the [DART Framework](#) as a series of foundational skills that virtualization administrators can leverage to master their virtual universe. In this eBook, it’s time to take your IT career flight beyond the final frontiers of your virtual universe. Do it with the SOAR Framework:



SOARING SKILL SET

Security should be top of mind with every IT professional — we are all responsible for security operations whether directly or indirectly. Securing IT delves into governance, compliance and control of data, applications, stacks, and user planes.

Optimization boils down to maximizing the return on investment (ROI) of IT. We all get that IT budgets are getting squeezed or being diverted into new investment areas. Optimizing allows IT professionals to do more with less in their data center environment. If done well, it highlights command and control over any given data center ecosystem and opens the door to many new career opportunities.

“Reporting is the least glamorous IT skill, but it’s the one that will most likely get you promoted.”

Automation is the skill that allows IT professionals to scale both their data center and their career aspirations. Whether it’s through scripts, workflows, templates, or blueprints, automation is a skill that reclaims the most important resource for any IT pro—time.

Reporting is the least glamorous IT skill, but it’s the one that will most likely get you promoted. Essentially, it revolves around communicating how great of a job you are doing managing your data center efficiency or making your case to get the necessary tools to deliver what the business needs.

TIME FOR IT PROFESSIONALS TO SOAR

Each SOAR skill aids IT professionals in dealing with change management in the era of continuous service integration and continuous service delivery. SOAR skills are apropos for virtualized environments as they can be applied to any tech construct and tech domain. Time to shatter the shackles of silos!

In the following chapters, I will cover secure, optimize, automate, and report as advanced skills that IT administrators need to exceed the boundaries of their current IT universe.

REFERENCES:

1. [IT's a MAAD World](#)
2. [DART Framework](#)



SECURE YOUR VIRTUAL ENVIRONMENTS


TRY NOT TO GET BREACHED

In the intro chapter, I discussed how to extend your mastery of your virtual environment beyond its current domain. I listed a set of skills that will allow any virtualization administrator to take flight in their IT career: Security, Optimization, Automation, and Reporting. In this chapter, I'll cover what it means to secure the virtual environment.

SECURITY: CONTROL AND GOVERNANCE ACROSS THE DATA, APPLICATION, AND USER PLANES.

The principle of security guides you around governance and control as 1s and 0s traverse across the IT planes. Security is a loaded term that can encompass all manners of sin committed against the IT domain. In the virtual environment, just because the resources are abstracted doesn't mean that you're immune to security breaches. Ultimately, the end-goal of breaches is to gain access and control of the data, application, and user planes. Accordingly, IT needs to defend multiple planes across multiple domains.

The figure below highlights the many vendors who operate in the security space and all the different entities that require securing, from infrastructure to SIEM to cyber to IAM to application.



[Momentum Partners' Security Sector Strategic Landscape \(Q2 2015\)](#)

“The end goal of security is to prevent your environment from being breached.”

WHY IS SECURITY IMPORTANT?

The end goal of security is to prevent your environment—which includes your data, applications, and users—from being breached. If you understand the threats to your security, then you'll also understand the protocols needed to stop them.

FOUR COMMON SECURITY THREATS THAT IT ADMINISTRATORS DEAL WITH ARE:

1. DDOS ATTACKS

- AN ATTACK DESIGNED TO OVERWHELM SERVERS WITH BOGUS TRAFFIC THAT CAUSES WEBSITES AND APPLICATIONS TO SLOW DOWN AND EVENTUALLY BECOME UNAVAILABLE.

2. PHISHING SCHEMES

- AN ATTACK THAT SENDS FRAUDULENT EMAIL DISGUISED AS A LEGITIMATE COMMUNICATION THAT LURES RECIPIENTS INTO CLICKING A MALWARE LINK.

3. POOR PATCH MANAGEMENT

- LEAVING OPERATING SYSTEMS, BROWSERS, APPLICATIONS, AND DATABASES UNPATCHED ALLOW HACKERS TO ACCESS YOUR ORGANIZATION'S IT ASSETS.

4. USER ERROR

- HUMAN ERROR CAN LEAD TO IT NIGHTMARES SUCH AS LOSING A WORK DEVICE WITH UNENCRYPTED, SENSITIVE DATA, FALLING FOR PHISHING SCHEMES, OR SURFING TO MALWARE-INFESTED WEBSITES.

“Security starts with being aware of potential security threats and developing countermeasures.”

SCARCITY OF SECURITY OPS PROFESSIONALS

Security presents a tremendous challenge and career opportunity for IT professionals. The topic is much too vast to properly cover in a single chapter, so consider this an appetizer for future eBooks.

As the digital transformation expands, the gap in security ops personnel is growing as well. For example, this 2016 Cybersecurity infographic from the ISACA shows the shortage of security ops professionals.



www.isaca.org/cyber/PublishingImages/Cybersecurity-Skills-Gap-1500.jpg

NIST CYBERSECURITY FRAMEWORK

Security starts with being aware of potential security threats and developing countermeasures. IT professionals looking to get a start in security should leverage the [NIST Cybersecurity Framework](#), which covers the following risk management functions in detail. The next page outlines the functions along with their definitions from the NIST Cybersecurity Framework pages 10-11 and Appendix A.

NIST CYBERSECURITY FRAMEWORK

1

IDENTIFY

Develop the organizational understanding to manage cybersecurity risk to systems, assets, data, and capabilities.

The activities in the Identify Function are foundational for effective use of the Framework. Understanding the business context, the resources that support critical functions, and the related cybersecurity risks enables an organization to focus and prioritize its efforts, consistent with its risk management strategy and business needs. Examples of outcome Categories within this Function include: Asset Management; Business Environment; Governance; Risk Assessment; and Risk Management Strategy.

2

PROTECT

Develop and implement the appropriate safeguards to ensure delivery of critical infrastructure services.

The Protect Function supports the ability to limit or contain the impact of a potential cybersecurity event. Examples of outcome Categories within this Function include: Access Control; Awareness and Training; Data Security; Information Protection Processes and Procedures; Maintenance; and Protective Technology.

3

DETECT

Develop and implement the appropriate activities to identify the occurrence of a cybersecurity event.

The Detect Function enables timely discovery of cybersecurity events. Examples of outcome Categories within this Function include: Anomalies and Events; Security Continuous Monitoring; and Detection Processes.

4

RESPOND

Develop and implement the appropriate activities to take action regarding a detected cybersecurity event.

The Respond Function supports the ability to contain the impact of a potential cybersecurity event. Examples of outcome Categories within this Function include: Response Planning; Communications; Analysis; Mitigation; and Improvements.

5

RECOVER

Develop and implement the appropriate activities to maintain plans for resilience and to restore any capabilities or services that were impaired due to a cybersecurity event.

The Recover Function supports timely recovery to normal operations to reduce the impact from a cybersecurity event. Examples of outcome Categories within this Function include: Recovery Planning; Improvements; and Communications.

THE NIST CYBERSECURITY FRAMEWORK IS ONE THAT IS DRILLED INTO SECURITY OPERATIONS PROFESSIONALS AND PROVIDES GREAT CONTEXT INTO CREATING SECURITY OPS PROTOCOL FOR IT ENVIRONMENTS. THESE FUNCTIONS ARE INTENDED TO WORK CONCURRENTLY.

“Security instills trust throughout your IT planes and ensures that your business can continue to close deals with confidence.”

Table 1: Function and Category Unique Identifiers

Function Unique Identifier	Function	Category Unique Identifier	Category
ID	Identify	ID.AM	Asset Management
		ID.BE	Business Environment
		ID.GV	Governance
		ID.RA	Risk Assessment
		ID.RM	Risk Management Strategy
PR	Protect	PR.AC	Access Control
		PR.AT	Awareness and Training
		PR.DS	Data Security
		PR.IP	Information Protection Processes and Procedures
		PR.MA	Maintenance
DE	Detect	PR.PT	Protective Technology
		DE.AE	Anomalies and Events
		DE.CM	Security Continuous Monitoring
RS	Respond	DE.DP	Detection Processes
		RS.RP	Response Planning
		RS.CO	Communications
		RS.AN	Analysis
		RS.MI	Mitigation
RC	Recover	RS.IM	Improvements
		RC.RP	Recovery Planning
		RC.IM	Improvements
		RC.CO	Communications

From Appendix A of the [NIST Cybersecurity framework](#)

© 2014 National Institute of Standards and Technology. All rights reserved.

SECURE YOUR IT OPERATIONS AND ANOTHER CAREER PATH

Security is a skill that can propel a virtualization administrator's career into the final frontier. It instills trust throughout your IT planes and ensures that your business can continue to close deals with confidence.

In the next chapter, I'll talk about Optimization, the next critical skill any virtualization master needs to soar.

ADDITIONAL REFERENCES FOR SECURITY OPS:

1. [How to solve today's top three virtual environment challenges](#) by Kong Yang on Network Computing, November 13, 2015
2. [SolarWinds Lab™ Episode 27](#)
3. [thwackCamp 2015: Crossing the Great Divide: Conversations between IT, Networking, and Security Ops](#)



VIRTUALIZATION MASTERY


OPTIMIZE YOUR VIRTUAL ENVIRONMENTS

MAXIMIZE YOUR RESOURCES' UTILITY

Previously, I covered [security](#) as a skill to take your IT career to the next level. In this chapter, I'll walk through optimization as another high-value skill in the virtual environment. To truly appreciate the importance of optimization, you have to understand the blood, sweat, and tears that comes with gaining optimization wisdom.

OPTIMIZATION: MORE THAN MEETS THE I→T

Optimization is a skill that requires a clear end goal in mind. Optimization focuses on understanding the interactions of the IT ecosystem, the behavior of the application stack, and the interdependencies of systems inside and outside their sphere of influence in order to deliver success in business objectives.



“Optimization is a skill forged from tuning your focus on achieving an end goal.”

If one were to look at optimization from a theoretical perspective, each instantiation of optimization would be a mathematical equation with multiple variables. Think multivariate calculus where an IT pro tries to find the maxima as other variables change with respect to one another.

I'm positive that [Professor Thomas LaRock](#) could lead us through a database optimization course leveraging multivariate calculus to analyze the deterministic SQL systems with N degrees of freedom. Meanwhile, I could leverage my ECE background and lead a discussion on applied control systems theory and how its application can optimize performance in your dynamic, virtual data centers.

This begs the question: is calculus and control systems theory knowledge required to optimize your virtual environment? The answer is no. While it may help to formulate theories to visualize and formulate the overall concepts, IT is all about [keeping IT stupid simple](#). That should be the IT ideal after all.

OPTIMIZING FOR EVERYTHING IS REALLY OPTIMIZING FOR NOTHING

Optimization is a skill forged from tuning your focus on achieving an end goal. As such, the one trap that all IT pros should avoid is trying to do too much. Optimizing for everything and everyone usually ends in disappointment because it can make the Quality of Service worse for everyone involved.



Focus on achieving an end goal.

HOW TO AVOID OPTIMIZATION PITFALLS

- 1. HAVE A SIMPLE OPTIMIZATION PLAN**
- 2. PRIORITIZE YOUR MOST IMPORTANT DELIVERABLE AS DEFINED BY ALL THE STAKEHOLDERS**
- 3. OPTIMIZE WITH THAT DELIVERABLE AS THE FOCAL POINT**
- 4. UNDERSTAND THE BEHAVIOR AND RELATIONSHIP OF CHANGE AS IT PERTAINS TO YOUR OPTIMIZATION GOAL**
- 5. IF ADDITIONAL OPTIMIZATION TASKS ARE APPENDED TO THE ORIGINAL TASK, COMMUNICATE THE RISKS CLEARLY AND CONCISELY**
 - SOMETIMES THERE IS NO HOPE FOR AN IT EXECUTIVE LOOKING TO MAKE THEIR MARK EVEN AT THE EXPENSE OF THEIR DIRECT REPORTS.

“To successfully optimize is to carefully balance change management of the infrastructure and the application service with respect to the needs of the business and end users.”

CLOSING

Optimization is a perfect skill for the continuous service delivery and continuous service integration era. Its simple premise does not allow an IT professional to stop and settle. To successfully optimize is to carefully balance change management of the infrastructure and the application service with respect to the needs of the business and end users. Optimization is an exercise in balancing an equation that is dynamic in nature and requires constant monitoring and feedback in order to deliver the most optimal experience.



Optimization is an exercise in balancing an equation that is dynamic in nature.

Optimization is a high-reward skill that builds upon the DART skills framework. It seeks to maximize the utility of IT resources as it delivers the best-in-class Quality of Service to end users. In the following chapter, I'll discuss the Automation skill, the next SOAR skill that virtualization admins need to take flight in their careers.



AUTOMATE YOUR VIRTUAL ENVIRONMENT PROCESSES

STOP DOING THE
SAME IT OVER
AND OVER

In the last chapter, I covered optimization as a skill to keep your IT environment in tip-top shape by constantly delivering the most optimal Quality of Service (QoS). In this section, I'll walk you through automation as another value-added skill for the virtual environment.

AUTOMATION IS:

- ONE PART BEST PRACTICE
- ONE PART POLICY
- AND ONE PART EXECUTION

AUTOMATION IS THE ONLY WAY TO SCALE IT'S MOST VALUABLE RESOURCE → THE IT PROFESSIONAL

Automation is a skill that requires detailed knowledge and comprehensive experience with a specific task. That's because a task needs to be fully encapsulated in a workflow script, template, or blueprint. Automation, much like optimization, focuses on understanding the interactions of the IT ecosystem, the behavior of the application stack, and the interdependencies of systems to deliver the benefits of economies of scale and efficiency to the overall business objectives. And it embraces the do-more-with-less edict that IT professionals have to abide by.

“Unfortunately, automation cannot differentiate between good and bad practices.”

AUTOMATE AWAY

Automation is the culmination of a series of brain dumps covering the steps that an IT professional takes to complete a single task. These are steps that the IT pro is expected to complete multiple times with regularity and consistency. The singularity of regularity is a common thread in deciding whether to automate an IT process. The chart below, entitled “Geeks and Repetitive Tasks,” gives you a good perspective on an IT professional’s decision to automate.



Geeks and Repetitive Tasks: <http://i.imgur.com/ONoeM.jpg>

AUTOMATE THE IT WAY: SCRIPTS, TEMPLATES, AND BLUEPRINTS

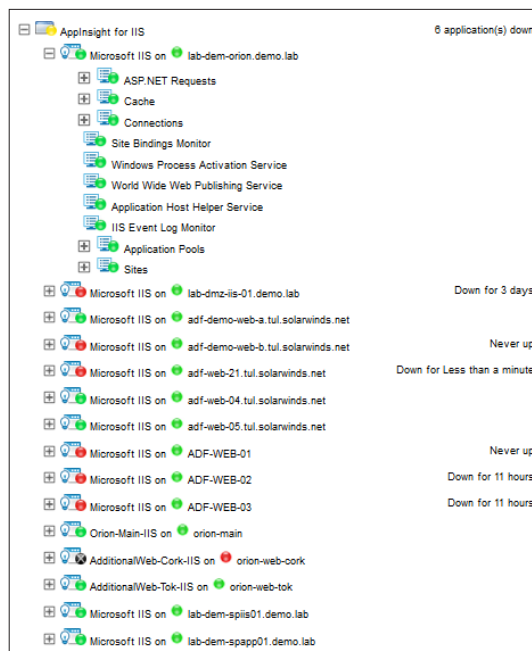
Scripts, templates, and blueprints embody IT automation. They create the foundation of an IT professional’s practice and methods. Ideally, automation is based upon best practices and tried-and-true IT methods. Unfortunately, automation cannot differentiate between good and bad practices. Therefore, automating bad IT practices will lead to unbelievable pain that scales across your data centers.

With this in mind, keep automation stupid simple. First, automate at a controlled scale and follow the mantra, “Do no harm to your production data center environment.” Next, monitor the automation process to make sure that every step executes as expected. Finally, analyze the results and use your findings to make necessary adjustments to the automation process.

“Automation is the skill that allows an IT professional to scale beyond what they can do solo.”

AUTOMATION BY TEMPLATE EXAMPLE

Automation can take many forms since its purpose is to minimize repetitive actions. The example below shows how to set up application performance monitoring (APM) for applications that spin up and down over time. This is where leveraging an APM template can make your job as an IT professional easier. You'll get the benefits of consistency across all monitored applications as well as embedded best practices and key performance metrics at a quick glance.



AppInsight™ for IIS™ template from SolarWinds®
Server and Application Monitor

CLOSING

Automation is the skill that allows an IT professional to scale beyond what they can do solo. It is also a skill that builds upon the DART and optimization skills, maximizing an IT professional's productivity by freeing up time to perform other tasks.

In the final chapter, I'll talk about reporting, the last SOAR skill that virtualization admins need to soar in their professional careers.



REPORT ON YOUR VIRTUAL ENVIRONMENT

EMPOWER ME WITH FACTS AND DATA

In this final chapter, I conclude with reporting as the final value-add SOAR skill needed to master the virtual environment. Reporting is all about supplying the intended audience with what they need to make a decision.

REPORTING: THE DECISION-MAKER'S AMMO

Reporting molds data and logged events into a summary that highlights key facts to help the end user make a quick, yet sound decision. Reporting is neither glamorous nor adrenaline-pumping, like the experience you get with the other SOAR skills, but utilizing it will help you get on the promotion fast track.



Reporting highlights key facts to help the end user make a quick, yet sound decision.

“Reporting at its best is pure art backed by pure science and logic.”

REPORTING IS BETTER THAN SLIDEWARE

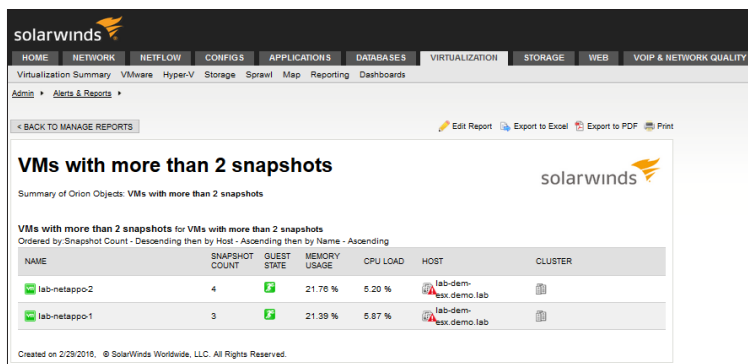
IT reporting at its best is pure art backed by pure science and logic. It is storytelling with charts, figures, and infographics. The intended audience should be able to grasp key information quickly. In other words, keep it stupid simple.

Those of you following this eBook series and my [IT resolution for 2016](#) know that I've been beating the “keep it stupid simple” theme pretty hard. This is because endless decision-making across complex systems can lead to second-guessing, and we don't want that. Successful reporting takes the guesswork out of the equation by framing the problem and solution in a simple, easily consumable way.

The most important aspect of reporting is knowing your target audience and creating the report just for them. Next, define the decision that needs to be made. Make the report pivot on that focal point, because a decision will be made based on your report. Finally, construct the reporting process in a way that will be consistent and repeatable.

REPORTING EXAMPLE

Monitoring reports can cover IT operation statuses such as ‘what virtual machines (VMs) are being monitored’ to specific situations such as ‘what VMs have multiple snapshots.’ The latter situation would indicate a VM that undergoes quite a bit of change.



The screenshot shows the SolarWinds Virtualization dashboard. The report is titled "VMs with more than 2 snapshots" and is a summary of Orion Objects. It is ordered by Snapshot Count (Descending) then by Host (Ascending) then by Name (Ascending). The report displays a table with columns: NAME, SNAPSHOT COUNT, GUEST STATE, MEMORY USAGE, CPU LOAD, HOST, and CLUSTER. Two VMs are listed: lab-netappo-2 and lab-netappo-1. Both are running on lab-demo-ess.demo.lab.

NAME	SNAPSHOT COUNT	GUEST STATE	MEMORY USAGE	CPU LOAD	HOST	CLUSTER
lab-netappo-2	4	Running	21.76 %	5.20 %	lab-demo-ess.demo.lab	
lab-netappo-1	3	Running	21.39 %	5.87 %	lab-demo-ess.demo.lab	

Report showing VMs with more than two snapshots

“Reporting helps you provide decision-makers with the evidence they need to make a determination.”

Reports can also cover aspects that span both IT operations and business operations. For instance, creating an inventory of Windows® VMs may help you plan for and justify an upgrade.

NAME	GUEST STATE	MEMORY USAGE	CPU LOAD	HOST	CLUSTER	TOTAL USED STORAGE SIZE	GUEST NAME
lab-dem-01	Running	0.00 %	0.00 %	lab-dem-02.lab-test	Bastogne ESX 5.0 Cluster	0.00 B	Microsoft Windows Server 2008 R2 (64-bit)
lab-dem-02	Running	11.30 %	2.24 %	lab-dem-02.lab-test	Bastogne ESX 5.0 Cluster	82.11 GB	Microsoft Windows Server 2012 (64-bit)
lab-dem-03	Running	61.49 %	12.78 %	lab-dem-02.lab-test	Bastogne ESX 5.0 Cluster	42.11 GB	Microsoft Windows Server 2012 (64-bit)
lab-dem-04	Running	1.33 %	0.81 %	lab-dem-02.lab-test	Bastogne ESX 5.0 Cluster	18.70 GB	Microsoft Windows Server 2012 (64-bit)
lab-dem-05	Running	34.72 %	9.75 %	lab-dem-02.lab-test	Bastogne ESX 5.0 Cluster	84.12 GB	Microsoft Windows Server 2012 (64-bit)
lab-dem-06	Running	55.82 %	32.81 %	lab-dem-02.lab-test	Bastogne ESX 5.0 Cluster	40.11 GB	Microsoft Windows Server 2012 (64-bit)
lab-dem-07	Running	0.00 %	0.71 %	LAB-DEM-HYV	Bastogne ESX 5.0 Cluster	13.44 GB	Windows Server 2012 R2 Standard
lab-dem-08	Running	100.00 %	18.51 %	LAB-DEM-HYV	Bastogne ESX 5.0 Cluster	80.88 GB	Windows Server 2012 R2 Standard
lab-dem-09	Running	0.00 %	0.15 %	LAB-DEM-HYV	Bastogne ESX 5.0 Cluster	11.91 GB	Windows Server 2012 R2 Standard
lab-dem-10	Running	0.00 %	21.45 %	LAB-DEM-HYV	Bastogne ESX 5.0 Cluster	28.38 GB	Windows Server 2012 R2 Standard
lab-dem-11	Running	100.00 %	7.82 %	LAB-DEM-HYV	Bastogne ESX 5.0 Cluster	77.66 GB	Windows Server 2012 R2 Standard
lab-dem-12	Running	100.00 %	2.55 %	LAB-DEM-HYV	Bastogne ESX 5.0 Cluster	40.41 GB	Windows 8.1 Enterprise

Report for Windows VMs

CLOSING

Reporting is a necessary skill for IT professionals. It helps you provide decision-makers with the evidence they need to make a determination. Reporting needs to leverage the other DART and SOAR skills so that reports become a valuable asset instead of merely a check mark on someone's to-do list. When utilized effectively, reporting can propel IT pros to new career paths and to new IT frontiers.

A large, dark, stylized graphic of a telescope on a tripod, pointing towards the top right, set against a dark background with small white dots.

CONCLUSION

SECURE, OPTIMIZE, AUTOMATE, REPORT YOUR WAY TO THE TOP

The SOAR skills framework is about realizing value-add skills and quickly surfacing them for immediate consumption. The benefits start with instilling trust, exceeding Quality-of-Service expectations, extending scale and agility, and providing just-in-time justification. These four SOAR skills—Secure, Optimize, Automate, and Report—are definitely in demand in the ‘as-a-Service’ era. The cool thing is that these skills have been in demand for as long as IT has been around—just like the DART skills. **Escape your IT career silo with the SOAR skills.**

REFERENCE MATERIALS

1. [DART eBook](#)
2. [Monitoring eBook](#)
3. [Geek Speak Blog](#)
4. [thwack® Community](#)
5. [SolarWinds Lab](#)



ABOUT THE AUTHOR

Kong Yang is a Head Geek at SolarWinds with over 20 years of IT experience specializing in virtualization and Cloud management. He is a VMware® vExpert™, Cisco® Champion, and active contributing thought leader within the virtualization and Cloud communities.

© 2016 SolarWinds Worldwide, LLC. All rights reserved.

SOLARWINDS, SOLARWINDS & Design, and ORION are the exclusive property of SolarWinds Worldwide, LLC and its affiliates. All other trademarks are property of their respective owners.



GO BEYOND THE FINAL FRONTIER.
HOW WILL YOU SOAR?

solarwinds 